

10W400

Low Frequency Driver

0221084410 8 ohm



Key features

- 98dB SPL 1W / 1m average sensitivity
- 51mm (2") interleaved sandwich voice coil (ISV)
- 280 Watt continuous pink noise
- Ideal for compact two way systems, multiway systems
- Improved heat dissipation via unique basket design

GENERAL SPECIFICATIONS

NOMINAL DIAMETER	260mm	(10 in)
RATED IMPEDANCE	8 ohms	
CONTINUOUS PINK NOISE	280 W	(1)
CONT. POWER	200 W	(2)
PROGRAM POWER	400 W	(3)
PEAK POWER	800 W	(4)
SENSITIVITY	98 dB	(5)
FREQUENCY RANGE	55 - 4500 Hz	(6)
POWER COMPRESSION		(7)
@-10 dB (20 W)	0,7 dB	
@-3 dB (100 W)	1,4 dB	
@FULL POWER (200 W)	2,8 dB	
MAX RECOMM. FREQUENCY	2500 Hz	
RECOMM. ENCLOSURE VOLUME	20 - 50 lt.	(0,71 - 1,77 cuft)
MINIMUM IMPEDANCE	6,1 ohms at 25 deg.	
MAX EXCURSION PEAK TO PEAK	24 mm	(0,94 in)
VOICE COIL DIAMETER	51 mm	(2 in)
VOICE COIL WINDING MATERIAL	aluminum	

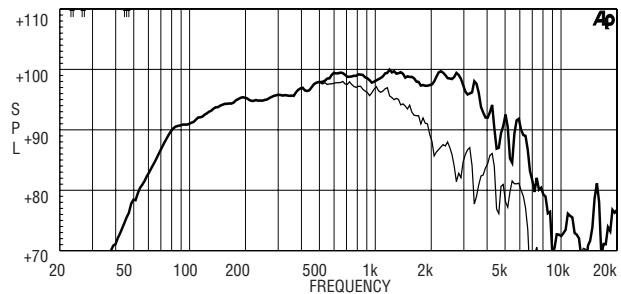
THIELE-SMALL PARAMETERS

(8)		
Fs	70 Hz	
Re	5,1 ohms	
Sd	0,035 sq.mt.	(54,25 sq.in.)
Qms	3,99	
Qes	0,44	
Qts	0,40	
Vas	31 lt.	(1,10 cuft)
Mms	27 gr.	(0,06 lb)
BL	11,7 Tm	
Linear Mathematical Xmax	± 5,5 mm	(± 0,22 in) (9)
Le (1kHz)	1,2 mH	
Ref. Efficiency		
dB / 1W / 1m (half space)	96 dB	

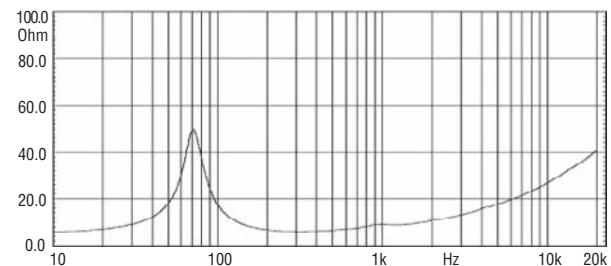
MOUNTING INFORMATION

Overall diameter	260 mm	(10,24 in)
N. of mounting holes	8	
Mounting holes diameter	7,15 mm	(0,28 in)
Bolt circle diameter	244,5 mm	(9,63 in)
Front mount baffle		
cutout diameter	232 mm	(9,13 in)
Rear mount baffle		
cutout diameter	232 mm	(9,13 in)
Total depth	122 mm	(4,8 in)
Flange and gasket thickness	14 mm	(0,55 in)
Net weight	4,7 kg	(10,38 lb)
Shipping weight	5,10 kg	(11,26 lb)
CardBoard packing	275 x 275 x 164 mm	
dimensions	(10,83 x 10,83 x 6,46 in)	

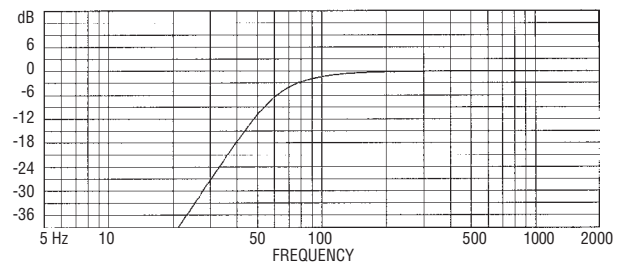
FREQUENCY RESPONSE CURVE OF 10W400 MADE ON 30 Lt. ENCLOSURE TUNED 55Hz IN FREE FIELD (4pi) ENVIROMENT. ENCLOSURE CLOSE THE REAR OF THE DRIVER . THE THIN LINE REPRESENTS 45 DEG. OFF AXIS FREQUENCY RESPONSE



FREE AIR IMPEDANCE MAGNITUDE CURVE



NORMALIZED AMPLITUDE RESPONSE (dB/Hz)



Box Parameters

Custom Vented Box

Vb	= 25,00 Lt.	Fill	= normal
Fb	= 65.0 Hz	Dv	= 10,00 cm
QL	= 7.0	Lv	= 13,20 cm

(1) AES standard

(2) Continuous power rating is measured in 30 lit enclosure tuned 55Hz using a 70 -2000Hz band limited pink noise test signal applied continuously for 2 hours.

(3) "Program power rating is measured as for "2" above but 50% duty cycle ."

(4) The peak power rating is based on a 6dB crest factor above the continuous power rating and represents the maximum permitted instantaneous peak power level over a maximum period of 10ms which will be withstood by the loudspeaker without damage.

(5) Sensitivity represents the averaged value of acoustic output as measured on the forward central axis of cone , at distance 1m from the baffle panel, when connected to 2,83V sine wave test signal swept

between 500Hz and 2500Hz with the test specimen mounted in the same enclosure as given for 2 above.

(6) Frequency range is given as the band of frequencies delineated by the lower and upper limits where the output level drops by 10 dB below the rated sensitivity in half space environment.

(7) Power compression represents the loss of sensitivity for the specified power, measured from 50-500 Hz, after a 5 min pink noise preconditioning test at the specified power.

(8) Thiele - small parameters are measured after the test specimen has been conditioned by 280 W AES power and represent the expected long term parameters after ashort period of use .

(9) Linear Mat. Xmax is calculated as; (Hvc-Hg)/2 + Hg/4 where Hvc is the coil depth and Hg is gap depth.